Joseph Dickman

Climate Investment Fund

PROSPERITY

STUDIO II



+
$8 BILLION

14 DONOR COUNTRIES

+
300 PROJECTS

72 COUNTRIES

+
$58 BILLION

+
$16 BILLION

Large investments

Consideration of transformational change at design phase

Multiple, coordinated MDBs

Flexible & predictable funding

Country-led programmatic approach

5.5 Billion
Clean Technology Fund
CTF

1.1 Billion
Pilot Program for
Climate Resilience
PPCR

750 Million
Scaling Up Renewable Energy Program
SREP

735 Million
Forest Investment Program
FIP

CIF Evaluation and Learning (E&L) Initiative

The E&L Initiative enables learning that is relevant, timely and used to inform decisions and strategies for both CIF and the wider climate finance sector. It includes over 30 evaluation and learning studies covering four priority learning themes.

Transformational Change

Understanding and assessing CIF contributions to transformational change, across programs and dimensions.

CIF Design & Approach

Evaluating the effectiveness of the CIF Programmatic Approach as a delivery modality, as well as other program-specific strategies and approaches.

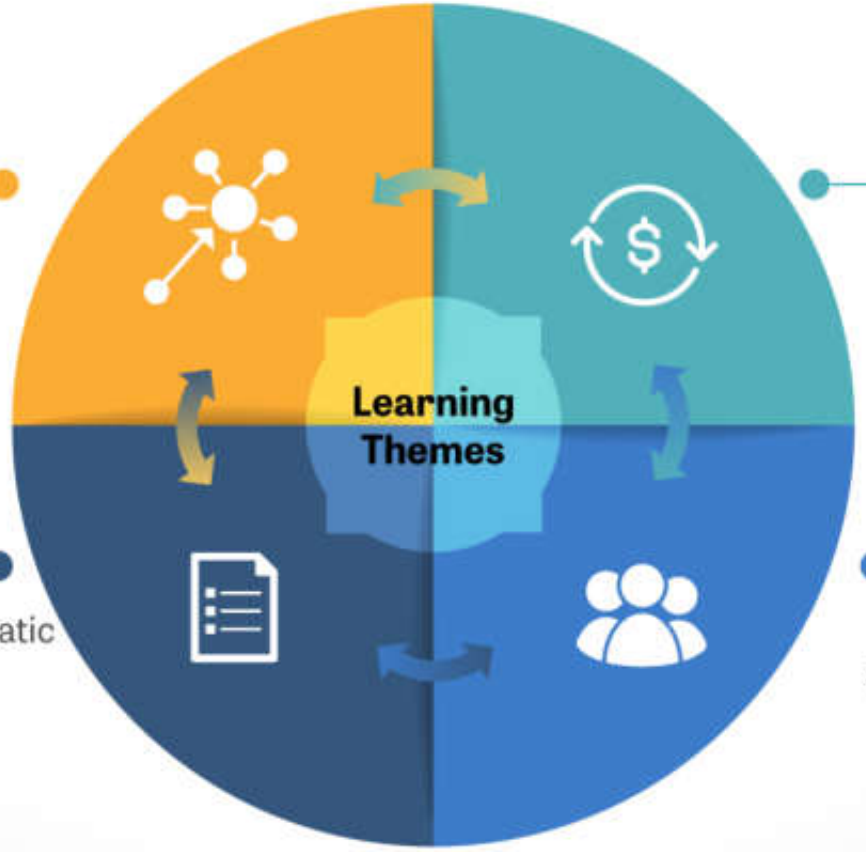

Private Sector Investment

Investigating financing models and experiences in CIF programs and sectors, and the role of concessional finance.

Local Stakeholder Engagement & Benefit

Exploring CIF local stakeholder engagement strategies, Indigenous Peoples, gender and other topics focused on local actors.

Key Features

- Guided by an independent Advisory Group
- Focus on applied learning
- Strategic and demand-driven studies
- Participatory processes

WWW.CLIMATEINVESTMENTFUNDS.ORG/EVALUATION-AND-LEARNING

Economic prosperity and Local value creation

What it really means

Economic prosperity and Local value creation

What it really means

CIF Projects and the SDGs

CIF projects have directly contributed towards 10 of the 17 UN-Sustainable Development Goals.

CIF projects generally deliver additional benefits that go beyond the climate mitigation and adaptation scope.

CIF projects have successfully leveraged over $54.5 billion in expected co-financing from MDBs, private sector and other sources that contribute to the SDGs

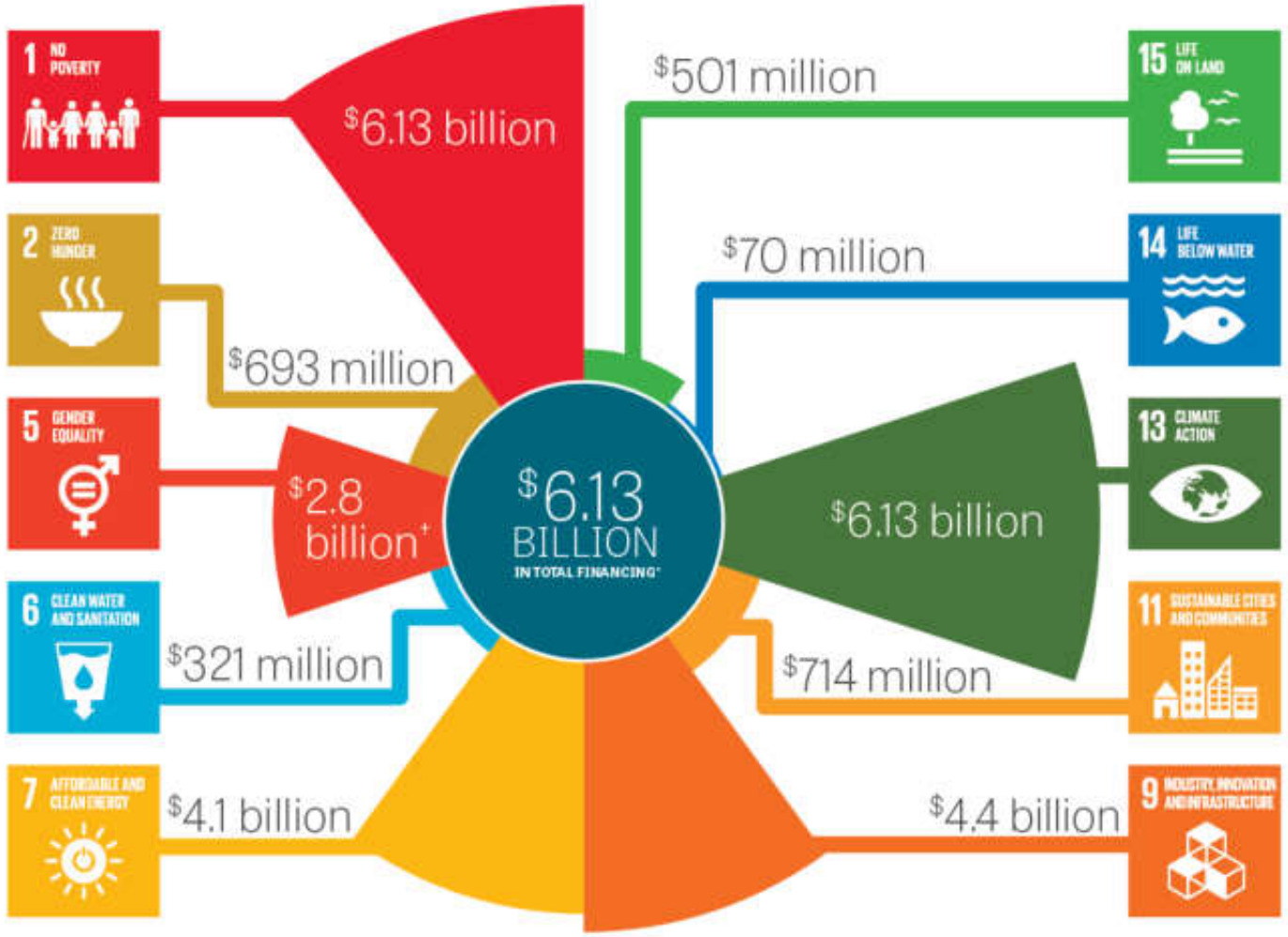

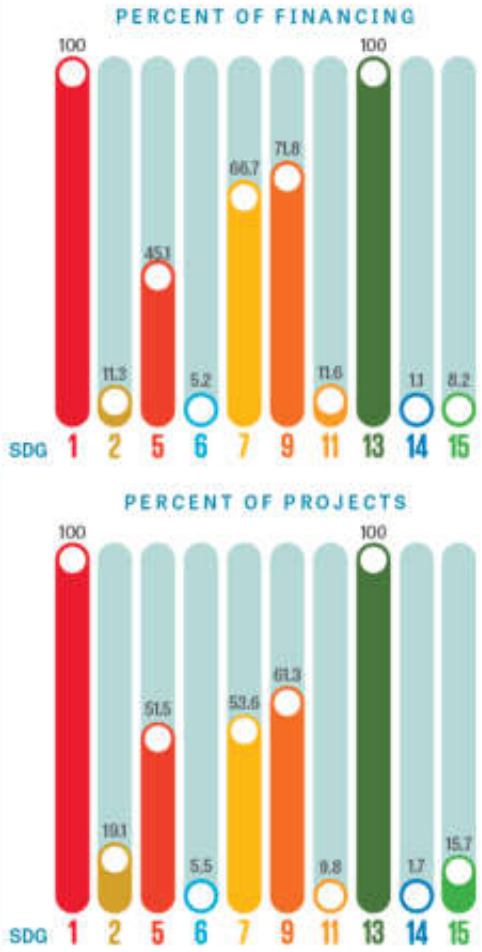

* Please note that only the SDGs that are directly impacted by the projects are taken into consideration. The matching of CIF projects with the SDGs are done subjectively based on available information in the project documents. Data based off MDB approved projects in the CIF Semi-Annual Report ending in December 31, 2018.

† Reporting on CIF contribution to SDG5 is based on assessment of the share of projects in the portfolio hosting sex-disaggregated indicators in their project results frameworks.

CIF CLIMATE INVESTMENT FUNDS

SUSTAINABLE DEVELOPMENT GOALS

Global Impact - Energy

26,500 MW in clean power

8.5 million people with improved access to energy

Over 10,000 GWh/year energy saved

Morocco

Ouarzazate I Concentrated Solar Power Project

CASE STUDY

MOROCCO

Ouarzazate I Concentrated Solar Power Project

NOMAC
NOMAC